



The Glue

El Paso Scale Model Society

JUNE 2007

The Meeting

Our Condolences go out to **Bill Coster** on the death of his father. Bill will also miss the July meeting.

Our Congratulations to **Gary Boggs** on placing second in an armor category at the Region 6 convention in Mesquite, near Dallas over the Memorial Day weekend. Gary gave a brief report on the event and was very glad that he attended. He is planning on going to the Nationals later in the summer.

Gustav Hebrok brought a visitor from the German Air Force unit at Ft. Bliss to the meeting. **Jens Ritter** was welcomed to the meeting and promised to return and bring some more of his modeling work. He had an F4-F that needed some repair work and **Mike King** took care of it for Jens. We are hoping to see some more of Jen's work next month.

Dennis Cramer brought his son **DeWayne Cramer** with him. DeWayne is interested in radio control.

Show & Tell

Some 43 members and family attended the June meeting. My apologies for not getting the air conditioning working but a member of the church staff told me later that there had been some work done on the units for that part of the church but he did not know that the air conditioning was not working. Maybe it will be better next month.

Once again, we had a large number of models to be wowed by and to discuss techniques, etc. with the builders.



Brandon Porter's 1/35th scale M-4 half track with 81 mm mortar



"The Glue" is the official publication of the El Paso Scale Model Society. We publish on a monthly basis and try to cover just about any area of interest that club members may have.

Model pictures, articles, kit reviews, suggestions of any kind, wants and disposals, items for publication, and general gripes, should be sent to the following email address:

efnevarez@elp.rr.com

or if you prefer using regular mail, you can send your submissions to:

The Glue
c/o Fabian Nevarez
12344 Olga Mapula
El Paso, Texas 79936

The El Paso Scale Model Society

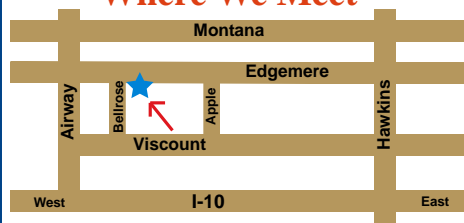
Our club is a chartered chapter of the International Plastic Model Society - U.S. Branch (the IPMS-USA). The EPSMS was first organized in 1969, received its charter in 1970, and has been continuously active since that time.

We are a non-profit organization dedicated to promoting the art of scale modeling (regardless of construction media), and membership is open to anyone interested in scale modeling. Club membership dues are payable on an annual basis (we can accept cash or personal checks). Dues are \$15.00 per year for regular members over the age of 16, and are based on a January-December club year. Junior memberships are available for those aged 16 and under, and are priced at \$5.00 per year. Family memberships are available for an extra payment of \$2.00 per year per family member. Members in good standing are entitled to vote in all club matters, run for office, enter club contests, judge in all club contests, and receive a copy of the club's monthly newsletter. Hal's Hobby Warehouse on Bessemer in East El Paso also offers club members a discount on purchases of models and modeling materials. The exact discount is set on a sliding scale. Our club meetings are generally held on the 1st or 2nd Sunday of each month at 2.00 p.m. in the Fellowship Hall of St. Paul's United Methodist Church at 7000 Edgemere Blvd (please see the map below). Schedule changes are published ahead of time in the newsletter. We normally hold either one or two model contests at each club meeting, one against a specific modeling or historical theme, and one that is an open competition for anything a modeler wishes to bring.

Our Year 2007 Club Officers

President	
John Estes	915-598-6957 IPMS #3498
1st Vice-President	
Bill Coster	915-585-1508 IPMS #32598
2nd Vice-President	
Mike Drapes	915-584-7597 IPMS #29119
Secretary & Newsletter Editor	
Fabian Nevarez	915-858-5608 IPMS# 41984
IPMS-USA	
Gustav Hebrok	915-779-5082 IPMS #4058
Chapter Contact	
Web Master	
Fabian Nevarez	915-858-5608 IPMS# 41984

Where We Meet



Schedule of Events for 2007

January	7	Meeting	June	3	Meeting
	28	CALMEX Sulpur, LA			
February	4	Meeting	July	8	Meeting
	17	ModelFiesta San Antonio, TX			
March	4	Meeting	August	5	Meeting
	17	IPMS/MCMA Irving, TX		12	Bassett Place Show #1
	24	Tulsa OK			22-25 IPMS Nationals Anaheim, CA
	24	Strafford, TX	Sept	9	Meeting
		IPMS Houston Modelmania	October	7	Meeting
April	1	Meeting	Nov	4	Meeting
	21	Baton rouge, LA Cajon Modelfest		11	Bassett Place Show #2
May	6	Meeting		11	Bassett Veterans Day event
	19	Kenner, LA Great South Modelfest	Dec	2	Meeting
	26	Region 6 Regional Grapevine, TX			Election of new Officers for 2008

"The Glue" is provided as a courtesy to members and friends of the El Paso Scale Model Society by Fabian Nevarez / Check Your Six - Graphics Studio. Except for this logo and the EPSMS Club logo, materials herein may be reproduced for single instances of noncommercial use by individual modelers and others. Reproduction other than the above must be requested in advance from the newsletter editor.





The President's Column

Meeting number 6 is out of the way for the 2007 modeling year and it was another great meeting. Those who did not make it to the meeting were missed and missed seeing some nice models and an afternoon of modeling fun.

We may have to raise the dues soon as it cost \$1.14 to mail each issue of the GLUE to those members that do not have computers. \$13.68 a year for postage does not leave much for the club when the dues are only \$15.00 per year. It has been suggested that we charge a surtax for those without computers for postage. Give these ideas a thought, please. It would help if those of you who have computers would give me the changes to your e mail addresses. I sent out about 75 email copies of the GLUE and about 7 or 8 always come back with fatal errors in the e mail address. I do my best to get the GLUE to all but you need to do your part to make it as easy as possible for me. Why? Why not?

The Web site is down but I have been promised that it will be up and running with a new sever soon. Bear with us on this and don't call me or e mail every few days to remind me of the problem. I will notify all when it is back on line. I started to say normal but I think it will be even better than before.

Basset show number one is coming up in August. Plan to participate.

Bring a model and Bring a friend to the next meeting.

John Estes

Show and Tell

Julio Sanchez, our super scale sized collector brought three 1/18th scale P-51 Mustangs to display. These took up an entire eight foot table. He made several improvements to two of the basic models like reshaping the nose profile, created new and corrected vacuformed canopies, scratch-built new landing gear legs, wheels and tires, exhaust pipes, tail wheels spinner and prop blades, corrected wing dihedrals and finally repainted them in Bolivian Air Force colors and applied home-made decals. I am not familiar enough with the models to make any comments about them except they were big and looked pretty nice (*pictures below*).



Show and Tell


Julio also had an M-50 Bounder partially assembled and an IL-18 mint, in the box to show. The Bounder was an interesting looking model.

Jerry Escobedo, one of our modelers from *Juarez, Mexico* and the paper guru of the club had another of his Space Shuttle models to show. Under construction, he had a Spitfire IX and his son **Brandon** had a Dodge vehicle to show. There was some interesting and different modeling going on here.

Carlos Delgado, another of the *Juarez* contingent, had a PM model of the Horten 229 on the table. Nice work and it reminded me that I still have one to get finished.

Jim Davis had an FJ-3 converted from an Emhar F4J and a Heller F-86 done up in trainer colors. It looked real nice from where I stood.

Jerry Escobedo's paper model of the Space Shuttle



Dennis Creamer was back from his hip replacement and had a Dodge pickup under way in his usual modeling material of choice, wood. It looked to be about 1/12 scale, but the year was not determined, but was newer than one driven by one of our members, a quote from said member.

Brandon Porter had a 1/144th scale B-29 and a 1/72 Academy Storch to show. He also had a Dragon or was it a Tamiya M-4 Halftrack with an 81mm mortar carrier to show. This leads us to the armor guys who were out in force and several models to show.

Cliff Bossie brought a 1/40th scale Revell M-59 SPAT (self-propelled anti-tank gun) to show. Clifford usually does aircraft but once in a while he moves over to the dark side.



Carlos Delgado's 1/72nd scale Horten 229

Jim is fast becoming one of our most prolific modelers as he something new to show almost every meeting.

Dane Alley had a couple of more models under way with a Monogram A-10 and a Testor's RF-4.

Connie Harth had a Frog Gannet and an Airfix Hampden, both in 1/72 scale. Connie was explaining some of the features of the Gannet to a couple of the membership and I did get to ask if these were new efforts on his part.

Anan Harth had a totem Pole from Ketchikan, Alaska. It was, as usual, hand carved by Anna and was based on a photo taken by the Harth's when visiting Alaska some years back. Anna told me what year she carved this piece but asked me not to tell.



Jim Davis' FJ-3 in 1/72nd scale

Show and Tell

Gervasio Damboriarena has several nice models to show. He had the Heller Alpha Jet in 1/50th scale and a Revell F4U-4 in 1/48th. On down the table, was a Hobbycraft CF100, Mk 4 and a Greek F4-E, both in 1/48th scale. Next to these was a Pakistani Nachang A-5 in 1/48th scale and a Monogram AT-37 in Dominica markings. Last but not least was a Pucara IA-58 in Uruguayan markings. Gervasio is not doing too bad in the new kit effort as all of these were new to me.

Carl Webster had an M-50 and an M-51 to show. The M-50 was a kit bash of a couple of Sherman types and the M-51 was the Israeli Isherman OTB from the Academy kit.

Andrew Basch brought several nice armor models to show. He had a Stug IV and a T-34 with 76mm gun from the Tamiya kits, a Challenger I based on the Tamiya kit and an Italeri M110 A-2 with 8 inch gun.



Gervasio Damboriarena's IA-58 Pucara in 1/48th scale



Gervasio Damboriarena's F-4E in 1/48th scale



Gervasio Damboriarena's Nachang A-5C in 1/48th scale



Gervasio Damboriarena's AT-37 in 1/48th scale



Gervasio Damboriarena's Alpha Jet in 1/50th scale

Show & Tell

Connie Harth's Hampden in 1/72 scale.



Connie Harth's Gannet in 1/72 scale.



Brandon Porter's 1/72nd scale Academy Storch



Brandon Porter's 1/144th scale B-29




Julio Sanchez's 1/18th scale P-51D



Jens Ritter 's F-4E Phantom in 1/48th scale

HEAVY METAL!




Brandon Porter's 1/35th scale M-4 half track with 81 mm mortar



Andrew Basch's Challenger I and M110 A-2 with 8 inch gun.



Carl Webster's M-50 and M-51 in 1/35th scale



Dennis Creamer's in-progress 1/12 scale Dodge pickup



Israeli M-50 Super Sherman

By Carl Webster

PART ONE

a little thick and lacking detail. I also added a M2 .50 cal and cradle from a Legends model kit left over from a Taran 5 kit I'm working on. The mantlet looked a little naked because it doesn't have a mantlet cover so I used tissue soaked in a 50/50 mix of glue and water. I had some trouble while mating the two turret pieces together. The halves didn't mate right at rear of the turret in the ballast area. It took a lot of holding, putting, and sanding to get it flush.

The Upper Hull

The upper hull came from the Tamiya kit. The only parts for the upper hull that came from the MP Models kit were the Cummins engine deck, rear hull plate, apu (axillary power unit) exhaust pipe, and the fender extender. The front fenders had to be cut off and replaced with new ones from the DML M4a3e8 kit (luckily it had an unneeded extra set). I had to do this because the Tamiya front fenders are for the vvss suspension. I had to cut the side fender extenders to fit the shorter hull of the Tamiya hull. I used the MP Models IDF stowage for the sides and rear of the hull. For the front of the hull I installed the head lights, .30 cal ball turret, and add on armor to the drivers and co-drivers area.

I installed the Cummins engine deck but because it is made for the M4a4 hull I had to cut it to fit the shorter m4 hull flush with the back of the hull so I could add the rear hull plate.

To be Continued


Introduction and history

The M-50 Super Sherman is a combined effort between the IDF and France. Using an M4 hull and turret and adding a French 76mm high velocity gun (the same gun used on the French AMX-30). Most M-50s used the M4a4 stretched hull, but they did build it on nearly all of the other M4 hulls. If built on the other shorter hulls they had to add an extender to the rear of the hull to fit the Cummings engine. When delivered the French had the vvss suspension on the hull but some had the hvss of easy 8 suspension on them, but the Israeli's modified the vvss tanks to hvss. They also added a stowage box on each side, fuel cans, and spare road wheels to the sides. The French delivered the M-50s literally on the night before the start of the Six Day War, in which they did very well against Arab Soviet built t-54s, 55s, and 62s.

This conversion project started out two very good kits. The first is the MP Models M-50 kit based on the M4a4 hull. The second was the Tamiya m4 early model kit. I also used the tracks from the Academy M-51 kit. I used many parts from my spares box also.

The Turret

I started out the conversion working on the turret. The turret is from the MP Models kit. The only change I made to the turret was to add antennas from the Tamiya. I liked the look of the Tamiya ones over the look of the MP Models ones, because the MP Models antennas



Meeting clips!



Anan Harth's totem Pole from Ketchikan, Alaska.



Gervasio Damboriarena's F4U-4 in 1/48th scale



Gervasio Damboriarena's CF-100 in 1/48th scale

OK, we admit it. We are looking for new members. Back on page two of this newsletter is a whole bunch of information about our club, where and how often we meet, how to contact us, even how to get a membership card. So it's only fair that we provide a plug for our national organization, which publishes a darn fine magazine 6 times a year, provides us with little things like support for regional and national conventions, and keeps us up to date with manufacturer's reports on ALL the latest kit releases. Hey! It's worth the money just to get the magazine, and there are always some neat modeling articles to check out. Give it a try, OK?

IPMS/USA NEW MEMBER APPLICATION

IPMS No.: _____ Name: _____
Leave Blank First Middle Last

Address: _____

City: _____ State: _____ Zip: _____

Phone: _____ E-mail: _____

Signature (Required by PO): _____

Type of Membership: ☐ Adult, 1 Year: **\$25** ☐ Adult, 2 Years: **\$49** ☐ Adult, 3 Years: **\$73**

☐ Junior (Under 18 Years): **\$12** ☐ Family, 1 Year: **\$30** (Adult + \$5, One Set Journals) How Many Cards? _____

☐ Canada & Mexico: **\$30** ☐ Other / Foreign: **\$32** (Surface) ☐ Other / Foreign: **\$55** (Air)

Payment Method: ☐ Check ☐ Money Order ☐ Credit Card (MC / Visa Only)

Credit Card No.: _____ Expiration Date: _____

If Recommended by an IPMS Member, List His / Her Name and Member Number:

Name: _____ IPMS No.: _____

IPMS/USA

Check out our webpage: www.ipmsusa.org

P.O. Box 2475

North Canton, OH 44720-0475