

Our First Meeting of 2008

The *El Paso Scale Model Society* started the new modeling year off with a great meeting. **Jack Callaway** and his wife **Lisa** brought and served a Happy New Year cake and ice cream for all that attended. The cake was compliments of the *F-4 Phantom II Society*. This from Jack and Lisa, "We had fun doing it."

We had about 40 happy cake fed members in attendance. Many Thanks to the Callaway's for their great idea.

Mike McCarthy was a visitor at the meeting. Mike decided to join after spending some time with the tread head group. Welcome to the club, Mike. He builds everything, but brought mostly armor to his first meeting in El Paso. I think I heard him say, maybe an aircraft model soon.

Another visitor at the meeting was **Wayne Williamson**. Wayne has been a member before, maybe as far back as when he was in high school. He has returned to El Paso and will be joining the group very soon.

The third visitor to the meeting was **Gustavo Esquivel**, from Juarez, Mexico. Juan Patino told me that this would be our newest member from Juarez, so I am expecting Gustavo to join soon. He has shown with the group a couple of times in the past three years and builds mostly 1/32 scale aircraft. Welcome, Gus.



Jim Davis' US Navy Training Command Aircraft in 1/72nd scale

Two other gentlemen contacted me during December about the club, but neither come to the January meeting. Maybe next month, they will attend. It would be great to have 5 new members join our group in the first two months of 2008.

The membership voted to buy a photo setup for the club. **Fabian Nevarez**, our Newsletter editor/photographer has found one that should fit our needs. With the new set up and some practice, we should be able to get better photos at the meetings, at least of the models brought, which

should improve the looks of the GLUE.

It was suggested that we buy a color laser printer to print our hard copies of the GLUE, but nothing has been finalized. We are only printing ten cover pages (page 1) and 20 copies in color each month to give to those who have no computer access or difficult mail service as I do not mail the members issues to Mexico but give them their copies at the meeting. I only mail five or so out each month through the postal service as I hand deliver the others to several local members.



"The Glue" is the official publication of the El Paso Scale Model Society. We publish on a monthly basis and try to cover just about any area of interest that club members may have.

Model pictures, articles, kit reviews, suggestions of any kind, wants and disposals, items for publication, and general gripes, should be sent to the following email address:

efnevarez@elp.rr.com

or if you prefer using regular mail, you can send your submissions to:

The Glue
c/o Fabian Nevarez
12344 Olga Mapula
El Paso, Texas 79936

The El Paso Scale Model Society

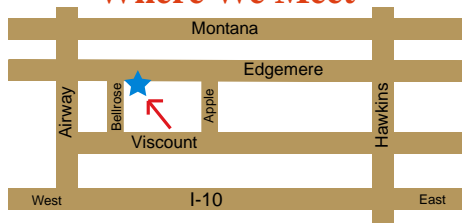
Our club is a chartered chapter of the International Plastic Model Society - U.S. Branch (the IPMS-USA). The EPSMS was first organized in 1969, received its charter in 1970, and has been continuously active since that time.

We are a non-profit organization dedicated to promoting the art of scale modeling (regardless of construction media), and membership is open to anyone interested in scale modeling. Club membership dues are payable on an annual basis (we can accept cash or personal checks). Dues are \$15.00 per year for regular members over the age of 16, and are based on a January-December club year. Junior memberships are available for those aged 16 and under, and are priced at \$5.00 per year. Family memberships are available for an extra payment of \$2.00 per year per family member. Members in good standing are entitled to vote in all club matters, run for office, enter club contests, judge in all club contests, and receive a copy of the club's monthly newsletter. Hal's Hobby Warehouse on Bessemer in East El Paso also offers club members a discount on purchases of models and modeling materials. The exact discount is set on a sliding scale. Our club meetings are generally held on the 1st or 2nd Sunday of each month at 2.00 p.m. in the Fellowship Hall of St. Paul's United Methodist Church at 7000 Edgemere Blvd (please see the map below). Schedule changes are published ahead of time in the newsletter. We normally hold either one or two model contests at each club meeting, one against a specific modeling or historical theme, and one that is an open competition for anything a modeler wishes to bring.

Our Year 2008 Club Officers

President John Estes	915-598-6957 IPMS #3498
1st Vice-President Bill Coster	915-585-1508 IPMS #32598
2nd Vice-President Mike Drapes	915-584-7597 IPMS #29119
& Newsletter Editor Fabian Nevarez	915-858-5608 IPMS# 41984
IPMS-USA Gustav Hebrok Chapter Contact	915-779-5082 IPMS #4058
Web Master Mike Drapes	915-584-7597 IPMS #29119

Where We Meet



Schedule of Events for 2008

January 6	2008 Meeting	June 1	Meeting
26	CALMEX XXII given by SWAMP	22	Heartland Model Club Nationals Overland Park, Kansas
February 3	Meeting	July 6	Meeting
16	Model Fiesta 27 Live Oak Center, San Antonio, TX	August 3	Meeting
March 2	Meeting	6-9	IPMS National Convention Virginia Beach VA Bassett Show
15	Flying Tigers Scale Model Builder's 15th Annual Contest, Kenner LA	Sept. 7	Meeting
15	Showdown #18 Irving, TX	October 5	Meeting
29	Tulsa, OK 21st Annual Open Conte	18	CASM Sprou-Doo/ IPMS Region 6 Convention Little Rock, LA
April 6	Meeting	Nov. 2	Meeting
5	Modelmania 2008 IPMS-Houston		Bassett Veteran's Day show
12	Cajun Modellfest XXIII Baton Rouge, LA	December 7	Meeting
26	SLC-08 Salt Lake City, UT		
May 4	Meeting		
31	ScaleFest 2008 Grapevine TX		

"The Glue" is provided as a courtesy to members and friends of the El Paso Scale Model Society by Fabian Nevarez / Check Your Six - Graphics Studio. Except for this logo and the EPSMS Club logo, materials herein may be reproduced for single instances of noncommercial use by individual modelers and others. Reproduction other than the above must be requested in advance from the newsletter editor.





The President's Column

Here we go again, another new modeling year is under way and we had a great turn out, even with the NFL play -off games being played during our meeting time. We have only eleven more Sundays this year to show our new modeling efforts to the membership, so finish that new kit, work of art or creation and bring it for us to see.

Thanks to the Callaway's for providing the cake and ice cream at the meeting. Things got a little quite when the cake was cut and while the membership enjoyed eating it. Some even had seconds, but no names were taken.

Twenty four members have renewed their membership to date, so we are off to a good start. We have been re-chartered by IPMS/USA for another year.

At this time, I have nothing to report on the Bassett Place show will do so as soon as the dates arranged. I am planning on two events again this year, if we can work it out.

Bring a Model and Bring a Friend to the next meeting, February 3.6.

John Estes



Jim Davis S2F Grumman Tracker in 1/72nd scale



Jim Davis F-3D Sky Night in 1/72nd scale.



Jim Davis TV-2 Shooting Star in 1/72nd scale

Meeting Notes

Our monthly meeting schedule is on page two and has been set as the date, each month. Programs will be added as we can and any special announcements will be printed to notify the membership of any additions or changes to our plans for the year.

Show & Tell

Jerry Wells, recently retired, brought an Academy 1/72nd scale F4U-1D in 1969 Soccer War El Salvadorian markings. This had a very intricate paint job and was an eye catcher as it was not in the usual Gloss Sea Blue scheme of the US Navy. A well done to Jerry.



Jerry Wells' Academy 1/72nd scale F4U-1D

Jens Ritter has a Tornado in 1/48th scale built from the Italeri kit. He also had one of his transportation units to show. You should be able to see a video /slide show and read how to build the device on our web site at www.ipmselpaso.us and follow the link. It is my understanding that it is on the web site.

Gerardo Escobedo, our paper guru brought several paper models to the meeting. He had a V-2 in 1/35th scale which was a free model from Currell's graphics on the internet. Another model was a Fw 190 G from "Digital Navy" in the US. Gerardo left the cowling off so that the memberships could see the engine structure. A WIP was a Me 109G from the German company JSC. This model had much internal structure and was approximately 1/24th scale.

Jim Davis had three really nice US Navy Training Command Aircraft to show. He had a TV-2 Shooting Star built from the 1/72nd scale Hasegawa kit; an S2F Grumman Tracker in 1/72nd scale also from a Hasegawa kit and a Matchbox F-3D Sky Night, also in 1/72nd scale. Very colorful and some very good work here.

Jim McDaniel has a Tamiya Spitfire V as a work in progress. The detail in the cockpit is strictly first class. Jim will give a demo on painting the interior at a meeting as soon as his work schedule allows him time to prepare for it. The amazing thing is he did the majority of the work Saturday evening before the meeting on Sunday. Truly, a work of art.



Show and Tell



Jens Ritter's German Tornado in 1/48th scale



Gerardo Escobedo's 1/35th scale Fw 190 G



Gerardo Escobedo's
V-2 in 1/35th scale

HEAVY METAL!

The Page of the Armor Guys

Fabian Nevarez, who usually builds 1/48th aircraft had a Panhard 178 Armored Car in 1/35th scale which I understand is his first ever armored vehicle to build and display. I think it was from the AL BY kit.

Mike McCarthy brought a number of armor kits to show at his first meeting. Personally, I like his attitude. He came to his first meeting and brought his work to show us, none of that leave them in the car or I left them at home, maybe I will bring something next time. Mike had an M12 Sp howitzer in 1/35th scale built from the Academy kit. He also had an M109AL Howitzer in 1/35th scale and based on the Italeri kit. Still in the howitzer mode, He had an M102 in 1/35th scale built using the AFV Club kit and an M101 howitzer built using the Italeri kit. He had an M2 Bradley in 1/35th scale made from the Tamiya kit and a Tiger tank, also in 1/35th scale.

Fabian Nevarez's Panhard 178 in 1/35th scale



Mike McCarthy's M12 Sp howitzer in 1/35th scale



Mike McCarthy's Tiger in 1/35th scale



Mike McCarthy's M101 howitzer in 1/35th scale



Mike McCarthy's M2 Bradley in 1/35th scale

HEAVY METAL!

The Page of the Armor Guys

Brandon Porter usually brings aircraft models to show, but this month he brought the Hasegawa 1/72nd scale 54 Cm Morser “Karl” with the munitions panzer on a detailed base. Brandon made the rocks on the base look as real as if the rocks were actually pieces of rock. All this was outlined in a picture frame and looked really great. He also brought a Heller AMX-113 in 1/35th scale. Brandon also builds ships, and paints figures. He interests make him an all around modeler.

Carl Webster brought an M4A3 E8 built out of the box from the Tamiya kit, in his usual 1/35th scale. He also had an M4A3 in 1/35th scale again built from the Tamiya kit and an M113 Zelda Command vehicle built from the box using the Academy kit.

Brandon Porter's 1/72nd scale 54 Cm Morser “Karl” diorama



Carl Webster's
M113 Zelda in 1/35th scale




Brandon Porter's
1/35th scale AMX-13




Carl Webster's
M4A3 E8 in 1/35th scale.



Meeting clips!





Dennis Cramer, our wood guru had a John Deere Combine in 1/16th scale all scratch built from wood. He had the frame and chassis of a John Deere Model B tractor, in 1/12th scale, again all wood as a work in progress. Unbelievable workmanship on both items, Dennis.

OK, we admit it. We are looking for new members. Back on page two of this newsletter is a whole bunch of information about our club, where and how often we meet, how to contact us, even how to get a membership card. So it's only fair that we provide a plug for our national organization, which publishes a darn fine magazine 6 times a year, provides us with little things like support for regional and national conventions, and keeps us up to date with manufacturer's reports on ALL the latest kit releases. Hey! It's worth the money just to get the magazine, and there are always some neat modeling articles to check out. Give it a try, OK?

IPMS/USA NEW MEMBER APPLICATION

IPMS No.: _____ Name: _____
Leave Blank First Middle Last

Address: _____

City: _____ State: _____ Zip: _____

Phone: _____ E-mail: _____

Signature (Required by PO): _____

Type of Membership: ☐ Adult, 1 Year: **\$25** ☐ Adult, 2 Years: **\$49** ☐ Adult, 3 Years: **\$73**

☐ Junior (Under 18 Years): **\$12** ☐ Family, 1 Year: **\$30** (Adult + \$5, One Set Journals) How Many Cards? _____

☐ Canada & Mexico: **\$30** ☐ Other / Foreign: **\$32** (Surface) ☐ Other / Foreign: **\$55** (Air)

Payment Method: ☐ Check ☐ Money Order ☐ Credit Card (MC / Visa Only)

Credit Card No.: _____ Expiration Date: _____

If Recommended by an IPMS Member, List His / Her Name and Member Number:

Name: _____ IPMS No.: _____

IPMS/USA

Check out our webpage: www.ipmsusa.org

P.O. Box 2475

North Canton, OH 44720-0475