



The Glue

El Paso Scale Model Society

FEBRUARY 2007

The Meeting

Wow, even if the NFL did not check with us to see if they could have the Super Bowl today, we still had 42 members, family and friends at the meeting. This is the third time in three years that we have met on Super Bowl Sunday and we have had three great meetings with a very good turnout.

Andrew Busch visited with us at the meeting today and by the end of the meeting, he became our newest member, Welcome Andrew. He likes to model mostly WW II stuff, but to day he brought armor.

This meeting was a *Show and Tell* event and there were a lot of models to see.



Connie Harth's Sikorsky RS-3 in 1/72nd scale

Show & Tell

Connie Harth had his Sikorsky RS-3 built from the Esoteric 1/72 Vac kit. Remember Connie flew B-25's in WW II and he can turn out a great looking model when many of his peers are totally retired. Oh, to be able to have the skill to do the same in another 10 years or so. Well done, Connie.

Jim Davis had two Heller T-28's in 1/72 scale. One was a Fennec in French markings from the Algerian Uprising, 1960. The other in Viet Nam First Air Commando markings from 1963. These were spray can painted models with an outstanding finish. Very nice work.

Michael Kennedy had the Monogram F-106 being built as the NASA bird. He had several of the changes made to the kit that need to be made. Looking good, Mike.



Connie Harth's Sikorsky RS-3 in 1/72nd scale



"The Glue" is the official publication of the El Paso Scale Model Society. We publish on a monthly basis and try to cover just about any area of interest that club members may have.

Model pictures, articles, kit reviews, suggestions of any kind, wants and disposals, items for publication, and general gripes, should be sent to the following email address:

efnevarez@elp.rr.com

or if you prefer using regular mail, you can send your submissions to:

The Glue
c/o Fabian Nevarez
12344 Olga Mapula
El Paso, Texas 79936

The El Paso Scale Model Society

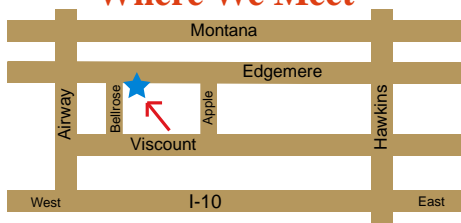
Our club is a chartered chapter of the International Plastic Model Society - U.S. Branch (the IPMS-USA). The EPSMS was first organized in 1969, received its charter in 1970, and has been continuously active since that time.

We are a non-profit organization dedicated to promoting the art of scale modeling (regardless of construction media), and membership is open to anyone interested in scale modeling. Club membership dues are payable on an annual basis (we can accept cash or personal checks). Dues are \$15.00 per year for regular members over the age of 16, and are based on a January-December club year. Junior memberships are available for those aged 16 and under, and are priced at \$5.00 per year. Family memberships are available for an extra payment of \$2.00 per year per family member. Members in good standing are entitled to vote in all club matters, run for office, enter club contests, judge in all club contests, and receive a copy of the club's monthly newsletter. Hal's Hobby Warehouse on Bessemer in East El Paso also offers club members a discount on purchases of models and modeling materials. The exact discount is set on a sliding scale. Our club meetings are generally held on the 1st or 2nd Sunday of each month at 2.00 p.m. in the Fellowship Hall of St. Paul's United Methodist Church at 7000 Edgemere Blvd (please see the map below). Schedule changes are published ahead of time in the newsletter. We normally hold either one or two model contests at each club meeting, one against a specific modeling or historical theme, and one that is an open competition for anything a modeler wishes to bring.

Our Year 2007 Club Officers

President	
John Estes	915-598-6957 IPMS #3498
1st Vice-President	
Bill Coster	915-585-1508 IPMS #32598
2nd Vice-President	
Mike Drapes	915-584-7597 IPMS #29119
Secretary & Newsletter Editor	
Fabian Nevarez	915-858-5608 IPMS# 41984
IPMS-USA Chapter Contact	
Gustav Hebrok	915-779-5082 IPMS #4058
Web Master	
Fabian Nevarez	915-858-5608 IPMS# 41984

Where We Meet



Schedule of Events for 2007

January	7	Meeting	June	3	Meeting
	28	CALMEX Sulpur, LA			
February	4	Meeting	July	8	Meeting
	17	ModelFiesta San Antonio, TX			
March	4	CONTEST Meeting	August	5	Meeting
	17	IPMS/MCMA Irving, TX		12	Bassett Place Show #1
	24	Tulsa OK			22-25 IPMS Nationals Anaheim, CA
	24	Strafford, TX	Sept	9	Meeting
		IPMS Houston Modelmania	October	7	Meeting
April	1	Meeting	Nov	4	Meeting
	21	Baton rouge, LA Cajon Modelfest		11	Bassett Place Show #2
May	6	Meeting		11	Bassett Veterans Day event
	19	Kenner, LA Great South Modelfest	Dec	2	Meeting
	26	Region 6 Regional Grapevine, TX			Election of new Officers for 2008

"The Glue" is provided as a courtesy to members and friends of the El Paso Scale Model Society by Fabian Nevarez / Check Your Six - Graphics Studio. Except for this logo and the EPSMS Club logo, materials herein may be reproduced for single instances of noncommercial use by individual modelers and others. Reproduction other than the above must be requested in advance from the newsletter editor.





The President's Column

Some say that time flies if you are having fun. We must be having fun as the second meeting of 2007 has been held. We had a great turn out and the church even furnished cake for about 12 of the members that elected to eat cake that was left from a church dinner, with the permission of the church, of course. Not too bad, a model meeting, with dessert. The real dessert was the number of completed models on the tables and the fellowship and discussions that were in progress all over the meeting room. The club agreed to furnish three trophy packs for the Nationals and I will get a check in the mail to them this week. We are in the process of working up a contest with the Albuquerque group, with the contest being in Albuquerque this year and in El Paso the next. Also, we will purchase some trophy packs for that event. The dates for the Bassett Shows, yes, there will be two again this year, have been set. We added another new member at the February meeting, so the club continues to grow. It looks like we are off to a great start for this year.

Remember to Bring a Model and Bring a Friend to the next meeting. It will be Contest meeting, so check out the announcement in the GLUE.

John Estes

Show and Tell

John Estes had a model of the Nagoya Castle seen in the back ground of the Japanese Bird Man Competitions, a Fulton Steamboat and 2 Fokker Dr I Tri-planes, all in paper.

Jose Roldan had two of the new 1/144

scale 21st Century toys. One was the F6F Hellcat and the other I did not take notes on, but these are really pretty nice looking models.

Dane Alley had an Air Wolf helicopter in 1/48th scale under construction to show.



Jim Davis' French T-28 Fennec in 1/72 scale.



Jim Davis' South VietNam 28 also in 1/72nd.

Show and Tell



Mike Boudreaux had the entire Hasegawa Mitsubishi type Zero series of kits in 1/48th scale. These came packed in a suit case sized box and Mike had to open it several times as most everyone at the meeting wanted to have a look at the boxes and the frame-able art work in the series. I understand that this series of kits has been sold out.

Mike also had his finished Mig-21MF in 1/48th scale from the Academy kit with resin interiors and wheel wells, many scratch built details and aftermarket decals. Very, very nice. Under construction Mike also had the Czech Master Curtiss SO3-C Sea Mew. He had the Revell Mig 25 wings laid over a scale drawing to show the corrections that he had been made to the wings.



Brandon Porter's 1/72 scale UH-1 Huey

Show and Tell


Jerry Escobedo's 1/72 paper model Fokker F-28

Gerardo Escobedo had several of his paper models. He had a 1/50 Mustang III, and Curtiss P-40E and a Fokker F-28 in 1/72. He left with a big smile on his face because John Estes brought some paper kits for him to look over.

Joe Ureno brought the Academy 1/48th scale P-47N and attempted to work on it during the meeting but he had trouble with the amount of light in the room. That is called old age, Joe.

Gervasio Dambioarena had a turbo Cavalier P-51 under construction, a Collect Air T-2 Buckeye in the box and a finished 1/48th scale F-5E in Mexican AF Markings.

Jerry Escobedo's paper model P-40E



Jerry Escobedo's paper model P-51C Mustang III



Show and Tell



Fabian Nevarez Hasegawa Ki 46 Dinah in 1/48

Fabian Nevarez, had his Hasegawa Ki 46 Dinah finished. This was one great model. Very well done.

Dennis Cramer had several different pieces of armor and two 1/87 railroad engines on cedar bases that he had made. One was the Pacific Union Big Boy and the other the NY Central Hudson. Nice models from Dennis. If you are interested in the wood bases check with Dennis, the bases are for sale.

Andrew Busch, our newest member brought the Tamiya 1/48th Bren Carrier. He also had a Tamiya 1/35th scale M113. Since he brought his armor to the meeting he was immediately taken under the wing of several of the Tread Heads at the meeting.

Brandon Porter had an Italeri 1/72 scale Huey and a 1/35th scale M-41 tank finished and a Tamiya M21 halftrack in progress.



Gervasio's 1/48 in-progress Cavalier TurboMustang



Gervasio Damboriarena's 1/48th scale Mexican F-5E

CONTEST

A Regular Contest will be held at the March meeting.

Categories will be determined by the number of entries of each type and by scale. If categories cannot be divided, it will be a head to head, all types, all scales contest.

Fabian Nevarez was presented with the Meteor Productions Gift Certificate for his fine work with the GLUE. Congratulations, Fabian.



Show and Tell



Dennis Cramer's 1/87 NY Central Hudson



Dennis Cramer's 1/87 Pacific Union Big Boy



Mike Boudreaux's in-progress 1/48 SO3-C Sea Mew.



Michael Kennedy's in-progress 1/48 Monogram F-106

Between 1998 and 2000 the Fuerza Aerea Argentina (FAA) acquired 32 surplus A-4M from the US Navy as a much needed replacement for its aging fleet of A-4B/C.

Once again, the mythical Skyhawk was required to fulfill a role it was never intended for as an interceptor, with some electronic improvements, a new radar and the ability to carry and deliver air to air ordinance and even though it is not supersonic, the Fightinghawk is the most capable and modern aircraft in Fuerza Aerea Argentina's arsenal.

A-4AR FIGHTINGHAWK

By **Fabian Mario Vera**
(ARME-IPMS Rosario, Argentina)



The Kit


For this Project I selected the 1/48th scale kit of the A-4M from Hasegawa. This is the best A-4M available today and is far superior to the A-4M offering by Hobbycraft which is not only basic but suffers from omissions and lack of detail.

becoming a setback because it was hard to make these accessories fit in place which I wasn't expecting and even though the final result was excellent this is a modification I don't think I am willing to try again in future projects.

The Condor set provides a decal sheet with "generic" markings for any A-4AR

Decal Options

Besides Condor, there are two other sets available for the Argentine Fightinghawks, offered by FCM Decals and AeroCalcas but the colors used to create these are wrong and do not offer all the stencils and other important



Modifications & Improvements

To bring this kit to "AR" standard, Condor Decals resin set #48030 was used along Aires' resin Escapac ejection seat and wheel wells set, the last one

but an aftermarket decal set #48022, also from Condor Decals was used instead since it included the specific markings I wanted for this version, especially the unique "artwork" used during operational exercises on the starboard side of the airframe.

markings that are already included in the Condor set like the "No Piss" (no step) signs for the drop tanks and warning indications for the jet intakes among others.

To Be Continued

HEAVY METAL!

The Page of the Armor Guys



Brandon Porter's 1/35 scale M-41



Andrew Busch's Tamiya 1/35th scale M113.



Andrew Busch's Tamiya 1/48th Bren Carrier.





Andrew Busch, Michael Drapes and John Estes pose for the camera



Michael Kennedy, Mike Boudreaux and Joe Ureno at the meeting

OK, we admit it. We are looking for new members. Back on page two of this newsletter is a whole bunch of information about our club, where and how often we meet, how to contact us, even how to get a membership card. So it's only fair that we provide a plug for our national organization, which publishes a darn fine magazine 6 times a year, provides us with little things like support for regional and national conventions, and keeps us up to date with manufacturer's reports on ALL the latest kit releases. Hey! It's worth the money just to get the magazine, and there are always some neat modeling articles to check out. Give it a try, OK?

IPMS/USA NEW MEMBER APPLICATION

IPMS No.: _____ Name: _____
Leave Blank First Middle Last

Address: _____

City: _____ State: _____ Zip: _____

Phone: _____ E-mail: _____

Signature (Required by PO): _____

Type of Membership: ☐ Adult, 1 Year: **\$25** ☐ Adult, 2 Years: **\$49** ☐ Adult, 3 Years: **\$73**

☐ Junior (Under 18 Years): **\$12** ☐ Family, 1 Year: **\$30** (Adult + \$5, One Set Journals) How Many Cards? _____

☐ Canada & Mexico: **\$30** ☐ Other / Foreign: **\$32** (Surface) ☐ Other / Foreign: **\$55** (Air)

Payment Method: ☐ Check ☐ Money Order ☐ Credit Card (MC / Visa Only)

Credit Card No.: _____ Expiration Date: _____

If Recommended by an IPMS Member, List His / Her Name and Member Number:

Name: _____ IPMS No.: _____

IPMS/USA

Check out our webpage: www.ipmsusa.org

P.O. Box 2475

North Canton, OH 44720-0475