



**May 2025**



Joe Martinez's Dragon 1/35<sup>th</sup> scale M2 Half Track

Our May was another great meeting, well attended and with many excellent models to show. It also set a milestone. Our first meeting as an IPMS/USA affiliated club was in May 1970 so this meeting was the start of our 56<sup>th</sup> year. I have missed no more than three meetings in that time span. One by choice. Two because I was travelling with family.

**We next meet on Sunday, June 1, 7000 Edgemere. 2:00 P.M.**

Following is the information provided by Joe Martinez on his model on page 1 of this issue.

The rolled tarp on the right front fender was made with Tamiya epoxy putty. The straps were made with masking tape, and the buckles were from ABER.

The folded camouflage net on the left front fender was made of gauze and the straps were masking tape as described above. He attached the .30 cal tripod as well. The .50 cal mg tripod was attached



to the left

rear of the body, and the straps were masking tape and photo etch. He added the 2 musette bags from the spares box. The gear rack on the rear of the half-track was scratch built from Evergreen strips. He added the ration boxes and bed rolls from his spares box. The shovel was provided in the kit. When painting, he used Tamiya primer and Lifeguard Olive Drab. The Earth yellow was from AK. He used filters from Mig and oils for the wash, dust and stains as well as pigments for the dust and mud.

Circle Star markings were painted using stencils provided by Fabian Nevarez. He modified one of the M1919 machine guns by adding the water-cooling jacket. He added the retaining chain to the tow pintle from ABER. The lube order on the assistant driver's door




was made from Tamiya tape and painted. Joe replaced the



antenna pedestal and mount with a 3-D printed item by Fabian. The antenna is stretched sprue. The tie-down clip was made from a bit metal. The tide-down cord was made from .005 rigging line by USCHI. As stated, before the musette bags, plus the ammo cans and the steel helmet were added from the spars box. Joe added cable to the



radio amp and to the power amp. He fabricated the microphone with the cable for the radio. The dash gauges and placards and those for the radio came from Archer's Half-track radio set.



Another view of Joe Martinez's M2 Half-Track



David Torres's Airfix 1/48<sup>th</sup> scale P-40B

I spoke with our R6 coordinator, and he said that if we as a club wanted to move from Region 6 to Region 10, it should not be a problem. However, there are no real benefits with such a

move. As IPMS/USA members, you are welcome to attend IPMS meetings, contest and Regional Conventions as well as the National Convention. The only thing that the National office would be concerned about would be if we decided to drop our charter as they like have as many active clubs as possible.

The Region10 coordinator said that the benefits would include being in the same time zone and being closer to the other chapter/clubs. I called him but he has no voicemail, and he has not returned my call at this time. He called a few hours I wrote the above and would facilitate any action needed.

I still have not heard from the National office about the Make and Take Program. We will take care of that as a club as was decided at the May meeting

The National Office has a new snail mail address. It is:

IPMS/USA  
PO BOX 45235  
OMAHA NE 68145-0235

Thanks to Michael Kennedy for the photos again this month. Thanks to you that provided information on your outstanding models.



Fabian Nevarez's Airfix 1/48<sup>th</sup> scale Curtiss Tomahawk Mk. II



Tony Barnard's AMT/ERTL 1/32<sup>nd</sup> scale "Shock Wave Jet Truck"

A one-week effort. Tony used decals for the truck body. He painted the jet engines and frame of the truck. Chrome areas were painted as well.

Your dues are still due if you haven't paid for the year. \$15.00



Richard Macias's Academy 1/72<sup>nd</sup> scale F-14



Carlos Delgados's Momogram 1/48<sup>th</sup> scale F-14



Carlos Delgado's Monogram 1/48<sup>th</sup> scale Fw-190



Michael Kennedy's Revell 1/40<sup>th</sup> scale X-5  
Michael scratch built the interior external bits.





Hector Gonzalez's AMT 1/25<sup>th</sup> scale Ford Fairlane



Hector Gonzalez's AMT 1/25<sup>th</sup> scale Ford Mustang



Hector Gonzalez's AMT 1/25<sup>th</sup> scale 1925 "Chopped" Model T Ford



Richard Macias's Academy 1/72<sup>nd</sup> scale F-22



Richard's Academy 1/72<sup>nd</sup> scale F-35B



Richard's Academy 1/72<sup>nd</sup> scale F-18A

**There will be a Bassett Place Display on Father's Day June 15.  
Sign up with Michael Garcia or Hector Gonzalez.**





David Torres's Academy (Accurate Scale) 1/48<sup>th</sup> scale P-51A

Both of David's models were painted with Vallejo Acrylic paint. He used the Tamiya panel lining on them as well. David said this was a fun project inspired by Fabian and a good departure from his usual Armor builds.



Fabian Nevarez's Airfix 1/48<sup>th</sup> scale Curtiss P-40B  
Both of Fabian's models were built OOB.

## Folks at the meeting:



Tony and Nicole Barnard



Ricard and Patsy Macias



Roy Lingle



Hector Gonzalez



Michael Garcia




Zahir Vera



Ron Franco



Michael Drapes



Conrad Ottenhoff



Chris Rice



Bill Coster



Carlos Delgado



## Folks at the meeting (con't):




Fabian Nevarez



Joe Martinez



Justin Segovia



Bernie McCune



David Torres



Juan Patino

Fermin Pico



Michael Kennedy



John Estes



Models by Clifford Bossie 3-D printed by Fabian Nevarez