



www.ipmselpaso.us

El Paso Scale Model Society The GLUE

APRIL 2012



Duane Velasquez's Zvezda Mi-26 in 1/72nd scale

MEMBERS NEWS

Mike Cunningham was at the hobby shop for the usual Saturday morning gathering. Mike will return to El Paso in the summer. He also attended the meeting on Sunday. Welcome back to the club after a six year absence in California and Colorado.

Mike King's Mother passed away

Saturday evening, March 31, Our Condolences to Mike.

Jose Roldan brought his mother to the meeting. It was nice to see her again.

Joe Martinez gave a report on the *Lone Star Figure Show* in Dallas on March 21. His "Napoleon on

Horseback in the Alps" took an award there. **Yvonne**, his wife was proudly displaying his Second Place Award at the meeting. Joe's report was very positive and he stated the seminars were outstanding. He recommended any one interested in Figures look into the next event.

THE MEETING

John Estes did a short seminar on some basic modeling skills that was well accepted by those that watched. His use of polishing sticks and some seam fillings methods, etc. created some interests as to the ease and speed of the improvement to the looks of the model. Another item that he covered were some masking methods. He also brought a model painted with Alclad II.

The membership agreed to sponsor three trophy packages at the 2012 Nationals in Florida. The cost of each will be \$95.00. This is about the 30th year that we have sponsored trophies for the National Convention.



Some serious interest show by 5 year old Ariel Patino and others



*Charlie Flores' 1/700th scale sub that won 2nd Place in the March Contest.
My apologies to Charlie for leaving it out of the March issue of the GLUE.*

Dennis Cramer brought his grandson **Tyler** to the meeting. We were glad you were at the meeting and will welcome you back at anytime you can come.

Thanks to **Fabian Nevarez** for doing the pictures for the GLUE as **Mike Boudreaux** was out of town

Roy Lingle had a series of seven Warhammer HOK tanks that he had been working on during the past month.

Marco Gonzalez had his CyberHobby 1/35th M4 Sherman finished. His work in progress was a 1/35th scale Tiger tank.

Duane Velasquez brought in his latest Russian helicopter to show. He had a Zvezda Mi 26 NATO Code name Halo in 1/72nd scale. That is one big aircraft. His other model was an HH-60 in 1/72nd scale built from the Fujimi kit. Nice work from Duane.

THE MEETING

Duane's Mi-26 and his HH-60 both in 1/72nd scale



Julio Sanchez's scratchbuilt YC-125 in 1/144th scale

Julio Sanchez was back after a period of some months with a couple of items to show. He had a 1/144th scale YC-125 that was scratch built. He also had a B-58 to show.

Fabian Nevarez brought his T-33 as a WIP. It is a 1/32nd scale model. He also had a 1/32nd scale BAE Hawk as a WIP. More on these models at a later date as more work is done and we get to see the Fab's workmanship

Dennis Cramer finished his all wood Abrams tank. He said he thought it was okay, but we were impressed as the model was completely scratch built and from wood including the track and road wheels which move. Outstanding.



Julio Sanchez's B-58 in 1/144th scale

THE MEETING



Dennis Cramer's all wood scratch built Abrams



Marco Gonzalez's 1/35th scale Sherman

THE MEETING

Several members paid their dues. We now have 43 paid up members.

We had some 36 members, guests and family at the meeting. The weather was supposed to be windy with gusts in the 40 to 55 mile range so that may have kept some of the

usual group from the meeting. Those that made the effort had a great time and spent an enjoyable Sunday afternoon taking models and visiting with friends. We had some neat door prizes donated by **John Estes** and some from our usual stash.

Our next meeting is on May 6, same time and same place. Bring a Model and Bring a Friend to the meeting.



Joe and Yvonne Martinez



Joe's Award from the Lone Star Figure Show.



Duane & Dixie



Wade Harrington and Mike Cunningham

New Kit Review

by Jack Ratterman



1/35th ZVEZDA T-90 RUSSIAN MBT

First, I know that some of you guys are not tankers, but this kit is worth a look. The top of the turret could very well be used in a Sci Conversion and there are so many parts I am sure they could be incorporated into pretty much anything you might build.

Once inside the box, the few things I found disappointing were the lack of decals except for the number panel with 3 each of numbers 1 thru 9 and two Soviet Guards emblems.

There is a piece of string for the tow cable and some sort of wedding veil material for the "screen".

Those parts can easily be replaced with PE or something else. Also there is no PE or Metal barrel but an aluminum T-72 barrel is available and should work.


The detail on all of this kit looks EXCEPTIONAL! The molded on detail is very fine and there is a lot of it. Fine wiring, the hull escape hatch, and the track sections are SUPERB. There are two and three piece hatches, clear periscopes, a little bit of the sights inside the hatches and a lot of parts to make up the sub assemblies.

I would say the track parts are better than many metal tracks that I have used. I do not know how easy the assembly process will be but I will report on that as I get this project started.

Right now it looks like I could mount the sprues on a base and probably take a first place. HAHAHAHA Well, maybe a second since they are not painted yet. The kit is well worth checking out. Jack Ratterman (Some editing by John Estes)

Book Review

by Joe Martinez



FW 190 VOLUME ONE 1938-1943

On a trip to Silver City a couple of weeks ago, I stopped in at my favorite book store, Articles of War. Bob already knows what I like and had set aside the above mentioned title for me to consider. I committed a book collector's sin by simply judging a book by its cover. I immediately knew it was going to be a keeper and I was not disappointed.

In this first volume of their magnificent study of this important aircraft, world-renowned Luftwaffe historians, J. Richard Smith and Eddie J. Creek portray and explain the story behind the design and development of the Fw 190 as well as its introduction to operational service on the Western Front, in the East and in North Africa 1941-1943. They have researched this airplane for more than 35 years and have assembled an unrivalled archive of documents, manufacturer's manuals and drawings, and photographs.

As of this writing the authors plan on an additional two volumes to cover the remaining production versions, operations of the Fw 190 from 1943 to the end of the war, the Dora series, projects, and Foreign Service. Should there be sufficient interest, a fourth volume will be offered that will provide modelers with details on the prototypes through the D series. There will also be new detailed drawings, photographs, and a section on camouflage and markings.

Fw 190 Volume One, 2011 J. Richard Smith and Eddie J. Creek, ISBN 978 1 90653 729 6, Published by Ian Allan Publishing.


Retail price: \$80.00 www.ianallanpublishing.com

www.articlesofwar.com Email: warbooks@aol.com


Work In Progress





Julio Sanchez's Vampire Mk3 in 1/32nd scale





John Estes' F-82 in 1/72nd scale



Marco Gonzalez's In Progress Tiger tank 1/35th



Roy Lingle's Warhammer HOK tanks



Meeting Clips!



Gustav Hebrok, Fabian Nevarez and Joe Martinez



Dennis Cramer and grandson Tyler



John Paul, Joe Ureno and Jack Callaway



Roy Lingle and Bill Coster



Jack Callaway and his new goodies...



...and a Happy Couple at the meeting.

Meeting dates for 2012

(Bassett dates subject to Change)

January 8

February 5

March 4

April 1 (*Palm Sunday*)

May 6

June 3

July 1

August 5

August 12 Bassett Show No. 1

September 9

October 7

November 4

November 11 Bassett Show No. 2

December 2

Club Officers

President

John Estes IPMS 3498

Vice President

Bill Coster IPMS 32598

Vice President

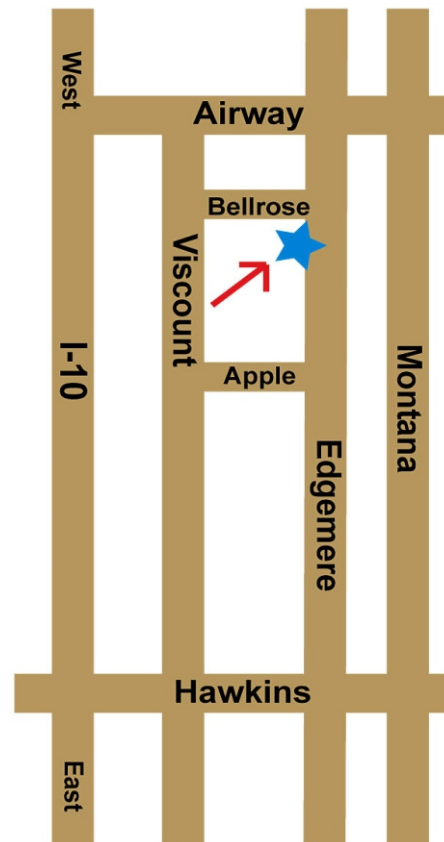
Michael Drapes IPMS 29229

IPMS Liaison

Gustav Hebrok IPMS 4058

The GLUE

Editor John Estes
 Photography Mike Boudreaux
 Layout Fabian Nevarez



IPMS/USA NEW MEMBER APPLICATION

IPMS No.: _____ Name: _____
Leave Blank First Middle Last

Address: _____

City: _____ State: _____ Zip: _____

Phone: _____ E-mail: _____

Signature (Required by PO): _____

Type of Membership: Adult, 1 Year: \$25 Adult, 2 Years: \$49 Adult, 3 Years: \$73
 Junior (Under 18 Years): \$12 Family, 1 Year: \$30 (Adult + \$5, One Set Journals) How Many Cards? _____
 Canada & Mexico: \$30 Other / Foreign: \$32 (Surface) Other / Foreign: \$55 (Air)

Payment Method: Check Money Order Credit Card (MC / Visa Only)

Credit Card No.: _____ Expiration Date: _____

If Recommended by an IPMS Member, List His / Her Name and Member Number:

Name: _____ IPMS No.: _____

IPMS/USA

P.O. Box 2475

Check out our webpage: www.ipmsusa.org North Canton, OH 44720-0475